

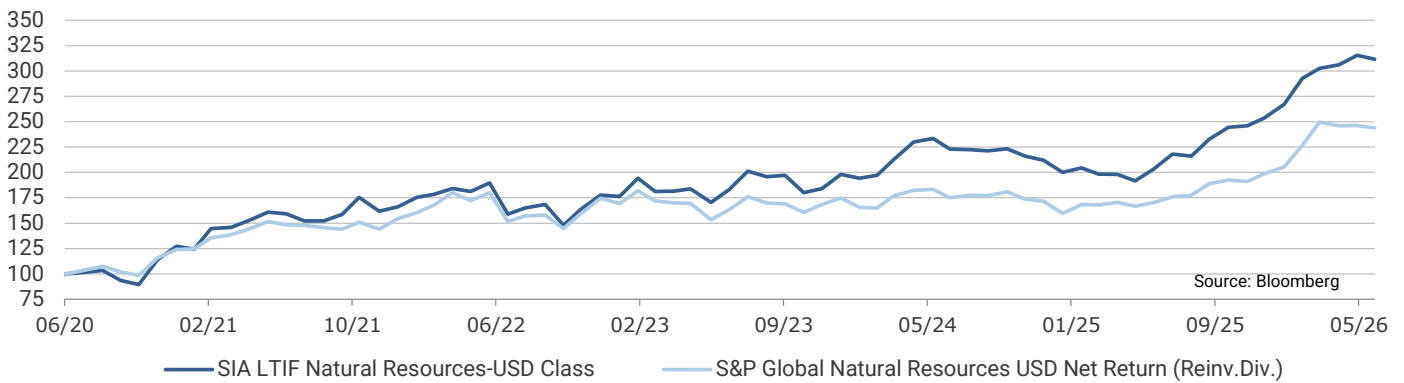
SIA Long Term Investment Fund - Natural Resources-USD

ISIN (LU0301247234) WKN: A0NAYH Marketing material

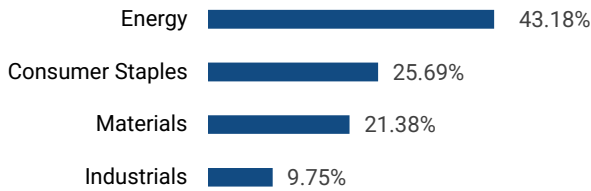
INVESTMENT OBJECTIVE

The SIA LTIF Natural Resources focuses on listed equities in Energy, Mining, Infrastructure and Agrifood, looking for diversification within the natural resources space. Applying a rigorous quality-and-value investment approach, the Fund seeks to capture opportunities across commodity cycles while maintaining resilience through downturns.

INDEXED PERFORMANCE

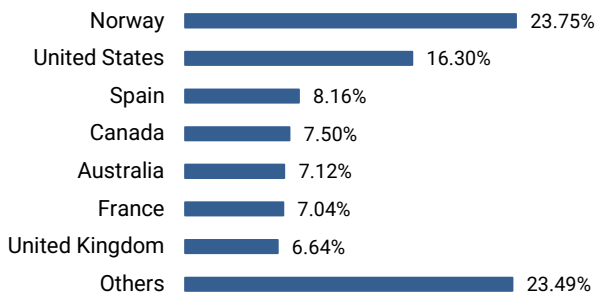


SECTOR BREAKDOWN (as at 29/05/2026)



Source: FPS. The above breakdown information is expected to fluctuate over time.

GEOGRAPHICAL BREAKDOWN (as at 29/05/2026)



Source: FPS. The above breakdown information is expected to fluctuate over time.

NET PERFORMANCE

Period	Fund
Year-to-date	16.6%
1 year rolling	53.2%
3 years rolling	82.8%
5 years rolling	93.7%

FUND'S HISTORY

Year	NAV	%	Year	NAV	%
2007	236.44	19.0%	2017	132.88	6.5%
2008	77.62	-67.2%	2018	106.98	-19.5%
2009	168.55	117.1%	2019	118.63	10.9%
2010	201.03	19.3%	2020	106.61	-10.1%
2011	128.87	-35.9%	2021	139.35	30.7%
2012	126.14	-2.1%	2022	147.70	6.0%
2013	118.57	-6.0%	2023	166.02	12.4%
2014	100.33	-15.4%	2024	167.81	1.1%
2015	74.43	-25.8%	2025	223.92	33.4%
2016	124.73	67.6%	2026	261.07	16.6%

TECHNICAL INFORMATION (as at 29/05/2026)

NAV	USD 261.07	Dividend	Reinvested
AuM (in mio.)	USD 146.04	Number of positions	40
Active Share *	85.70%	Tracking Error *	10.20%

* Source: figures calculated from Bloomberg

Past performance is net of fees and commissions. Past performance should not be taken as an indication or guarantee of future performance. Investors might lose invested capital. Future performance is subject to taxation which depends on the personal situation of each investor and which may change in the future.

SIA Long Term Investment Fund - Natural Resources-USD

ISIN (LU0301247234)

WKN: A0NAYH

Marketing material

10 LARGEST HOLDINGS (as at 29/05/2026)

Security	Sector
TGS ASA	Energy
Viscofan SA	Consumer Staples
Occidental Petroleum Corp	Energy
Bakkafrost P/F	Consumer Staples
Nexans SA	Industrials
Leroy Seafood Group ASA	Consumer Staples
Diamondback Energy Inc	Energy
EOG Resources Inc	Energy
Aker BP ASA	Energy
Salmar ASA	Consumer Staples

Source: FPS. The above breakdown information is expected to fluctuate over time.

GENERAL INFORMATION

Fund manager	SIA Asset Management AG
Custodian bank	Bank Pictet & Cie (Europe) AG, Succursale de Luxembourg
Legal status	UCITS V Luxembourg Sicav
Country of registration	LU, CH, AT, DE, ES, FR, GB, IT, NL
Inception Date	29 May 2007
Close of fiscal year	31 December
Multiclass	CHF, EUR, EUR B, USD
NAV valuation	Daily, "forward pricing"
Management fee	1.50% p.a.
Performance fee	15% over High Watermark
Min. initial subscription	No minimum
ISIN	LU0301247234
Bloomberg	LTIFGEU LX
WKN	A0NAYH
Website for documents	www.fundinfo.com & www.fundsquare.net

* The figures shown do not include all the costs of the product itself. For further information on the costs, please refer to the prospectus and other fund documents.

RISK LEVEL



Centralising agent in France: BNP Paribas Securities Services Paris, 9 rue du Débarcadère, 93500 Pantin / Correspondent bank in Italy: BNP Paribas Securities Services Milan, Via Ansperto, 5 · 20123 Milano / Paying and Information Agent in Austria: Raiffeisen Bank International AG, am Stadtpark 9, A-1030 Vienna / Paying and Information Agent in Germany: B. Metzler seel. Sohn & Co. KGaA Grosse Gallusstrasse 18, 60311 Frankfurt am Main / Swiss representation agent: FundPartner Solutions Suisse S.A., Route des Acacias 60, CH -1211 Geneva 73 / Swiss paying agent: Banque Pictet & Cie SA, Route des Acacias 60, CH -1211 Geneva 73 / Facilities agent in United Kingdom: Pictet Asset Management Limited, Level 11, Moor House, 120 London Wall, London EC2Y 5ET.

Past performance must not be considered as an indicator or guarantee of future performance, and the addressees of this document are fully responsible for any investments they make. No express or implied warranty is given as to future performance.

It is neither directed to, nor intended for distribution or use by, any person or entity who is a citizen or resident or located in any locality, state, country or jurisdiction where such distribution, publication, availability or use would be contrary to law or regulation. The latest versions of the KID, prospectus, articles of association, annual and semi-annual reports should be consulted prior to any investment decision. These documents are available in English and German free of charge on www.fundsquare.net, at FundPartner Solutions (Europe) S.A., 15 Avenue J.F. Kennedy, L-1855 Luxembourg or at the local entity mentioned above. The information and data presented in this marketing communication are not to be considered as an offer or solicitation to buy, sell or subscribe to any securities or financial instruments. Information, opinions and estimates contained in this document reflect a judgment at the original date of publication and are subject to change without notice. It has not taken any steps to ensure that the securities referred to in this marketing communication are suitable for any particular investor and this marketing communication is not to be relied upon in substitution for the exercise of independent judgment. Tax treatment depends on the individual circumstances of each investor and may be subject to change in the future. Before making any investment decision, investors are recommended to ascertain if this investment is suitable for them in light of their financial knowledge and experience, investment goals and financial situation, or to obtain specific advice from an industry professional. The value and income of the securities or financial instruments mentioned in this document are based on rates from the customary sources of financial information and may fluctuate. The market value may vary on the basis of economic, financial or political changes, the remaining term, market conditions, the volatility and solvency of the issuer or the benchmark issuer. Moreover, exchange rates may have a positive or negative effect on the value, the price or the income of the securities or the related investments mentioned in this document. You can obtain a summary of investor rights to the following link:

<https://www.pictet.com/content/dam/www/documents/legal-and-notes/fundpartner-solutions/fps-summary-of-investors-rights.pdf>.coredownload.pdf